



# RCE Corporate Presentation

ASX:RCE | FSE:R9Q

April 2026

# Disclaimer

## DISCLAIMER

This presentation has been prepared by Recce Pharmaceuticals Ltd (the "Company"). It does not purport to contain all the information that a prospective investor may require in connection with any

potential investment in the Company. You should not treat the contents of this presentation, or any information provided in connection with it, as financial advice, financial product advice or advice relating to legal, taxation or investment matters.

No representation or warranty (whether express or implied) is made by the Company or any of its officers, advisers, agents or employees as to the accuracy, completeness or reasonableness of the information, statements, opinions or matters (express or implied) arising out of, contained in or derived from this presentation or provided in connection with it, or any omission from this presentation, nor as to the attainability of any estimates, forecasts or projections set out in this presentation.

This presentation is provided expressly on the basis that you will carry out your own independent inquiries into the matters contained in the presentation and make your own independent decisions about the affairs, financial position or prospects of the Company. The Company reserves the right to update, amend or supplement the information at any time in its absolute discretion (without incurring any obligation to do so).

Neither the Company, nor its related bodies corporate, officers, their advisers, agents and employees accept any responsibility or liability to you or to any other person or entity arising out of this presentation including pursuant to the general law (whether for negligence, under statute or otherwise), or under the Australian Securities and Investments Commission Act 2001, Corporations Act 2001, Competition and Consumer Act 2010 or any corresponding provision of any Australian state or territory legislation (or the law of any similar legislation in any other jurisdiction), or similar provision under any applicable law. Any such responsibility or liability is, to the maximum extent permitted by law, expressly disclaimed and excluded. Nothing in this material should be construed as either an offer to sell or a solicitation of an offer to buy or sell securities. It does not include all available information and should not be used in isolation as a basis to invest in the Company.

## FUTURE MATTERS

This presentation contains reference to certain intentions, expectations, future plans, strategy and prospects of the Company.

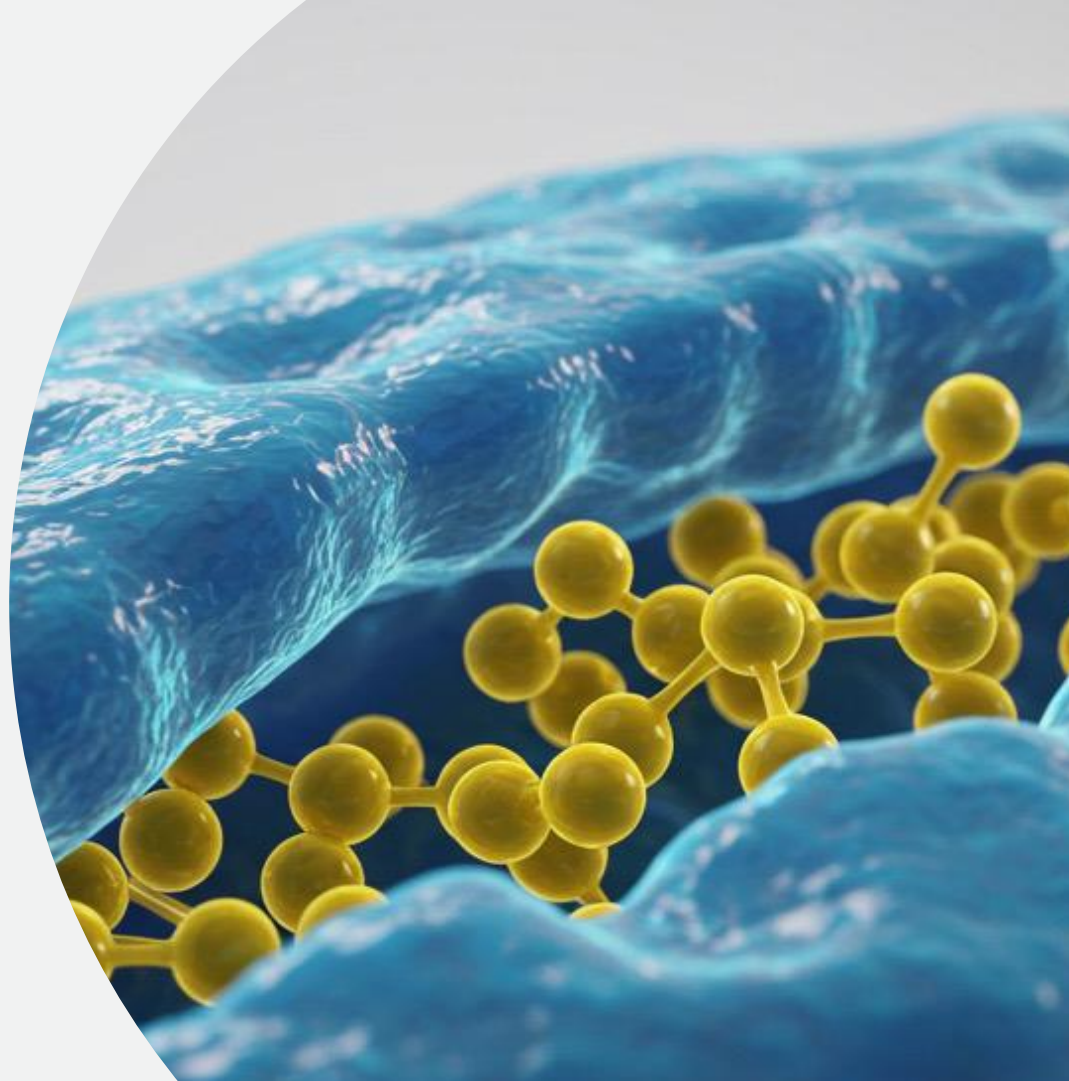
Those intentions, expectations, future plans, strategy and prospects may or may not be achieved. They are based on certain assumptions, which may not be met or on which views may differ and may be affected by known and unknown risks. The performance and operations of the Company may be influenced by a number of factors, many of which are outside the control of the Company. No representation or warranty, express or implied, is made by the Company, or any of its directors, officers, employees, advisers or agents that any intentions, expectations or plans will be achieved either totally or partially or that any particular rate of return will be achieved.

Given the risks and uncertainties that may cause the Company's actual future results, performance or achievements to be materially different from those expected, planned or intended, recipients should not place undue reliance on these intentions, expectations, future plans, strategy and prospects. The Company does not warrant or represent that the actual results, performance or achievements will be as expected, planned or intended.

## US DISCLOSURE

This document does not constitute any part of any offer to sell, or the solicitation of an offer to buy, any securities in the United States or to, or for the account or benefit of any "US person" as defined in Regulation S under the US Securities Act of 1933 ("Securities Act"). The Company's shares have not been, and will not be, registered under the Securities Act or the securities laws of any state or other jurisdiction of the United States, and may not be offered or sold in the United States or to any US person without being so registered or pursuant to an exemption from registration including an exemption for qualified institutional buyers.

# Company Overview



# Recce Pharmaceuticals – Company Overview

*An Australian clinical-stage biotech with a United States presence, developing a New Class of Synthetic Anti-infectives with a unique mechanism of action for a **broad spectrum** of infections including serious/life-threatening indications.*

- Publicly-traded on the **Australian and Frankfurt exchanges – (ASX: RCE, FSE: R9Q).**
- **Therapeutics to address the global healthcare crisis** of antibiotic resistance: works faster than traditional antibiotics and against multidrug-resistant bacteria.
- **Phase 3 Clinical trial (Indonesia) – patient dosing commenced.**
- Multiple successful Phase I and Phase II clinical trials across Australia.
- US Defense Burn Research Program grant; US Army Medical Research Institute of Infectious Diseases.
- **>40 granted patents** across major pharmaceutical markets out to 2041.
- **Our goal is for our product to be made available in Indonesia in 2026.**



**RECCE® 327 granted Qualified Infectious Disease Product (QIDP) Designation by U.S. Food and Drug Administration giving 10 years market exclusivity plus fast-track approval.**

**RECCE® 327 added to World Health Organization's List of Antibacterial Products in Clinical Development.**

# Board and Management Structure

## Dr John Prendergast – Chairman

BSc (Hons), MSc (UNSW), PhD (UNSW), CSS (HU)



US-based, current Chairman and Co-founder of Palatin Technologies, Inc. (NYSE: PTN) and Lead Director of Nighthawk Biosciences (NYSE: HHWK). With extensive experience in the international commercialisation of pharmaceutical technologies, **Dr Prendergast has been responsible for the approval of three new drug applications** and played a pivotal role in the successful sale of Vylessi® to Cosette Pharmaceuticals for USD \$159 million in contingent, sales-based milestones, marking a significant achievement in the pharmaceutical landscape



## James Graham – Managing Director & Chief Executive Officer

BCom (Entrepreneurship), GAICD



Mr Graham is the Chief Executive Officer of Recce Pharmaceuticals. He brings extensive experience in marketing, business development, and the commercialisation of early-stage technologies with global potential. With a proven track record of growing globally focused companies, Mr Graham has applied his expertise to Recce, including serving on its Board of Directors. He has participated in nearly every capital raise to date, demonstrating a strong commitment to expanding Recce's commercial opportunities and clinical programs.

## Dr Alan Dunton – Chief Medical Advisor & Non-Executive Director

BSc (BioChem) Hons, M.D. (NYU)



US based, Director of Palatin Technologies. Over three decades of senior pharmaceutical experience incl. President and MD of Janssen Research Foundation (Johnson & Johnson). **Dr Dunton has advanced a number of blockbuster antibiotics** through regulatory review and commercialisation at Fortune 500 companies including Roche. **Dr Dunton has been responsible for the approval of approximately 20 New Drug Applications.** Dr. Dunton played a key role in the sale of Vylessi® to Cosette Pharmaceuticals for USD \$159 million in contingent, sales-based milestones, continuing his track record of fostering advancements in drug development and successful commercialisation efforts.

## Michele Dilizia – Executive Director & Chief Scientific Officer

BSc (Med Sci), Grad Dip Bus (Mkting), BA (Journ), GAICD, MASM



Co-inventor and qualified medical scientist with a specialisation in medical microbiology and regulatory affairs. **Ms Dilizia successfully co-led the research and development of Recce's suite of anti-infective compounds**, resulting in a portfolio of granted patents across the globe, including a Qualified Infectious Disease Product designation with the U.S. FDA.

## Dr Justin Ward – Executive Director & Principal Quality Chemist

BSc (Chem), PhD (Chem), M Pharm, MRACI, CChem



A quality control expert who has worked with leading pharmaceutical companies. He previously held a technical role with Pfizer, involving providing data for the regulatory submissions to the FDA and TGA. Dr Ward is bringing Recce's research and development and manufacturing up to US FDA requirements.



## Alistair McKeough – Non-Executive Director

Mr McKeough is an experienced executive and solicitor. Before being appointed as a non-executive director in 2022, Alistair served as Recce's company secretary and he has been involved with the company since 2017. Alistair has extensive experience in a variety of private and listed corporations across many sectors, including professional services, technology, financial services, charities, health, biotech, childcare and education. Recent roles include Managing Director of a legal practice specialising in equity capital markets and advice to listed companies and as part of the senior leadership team at share registry, Automic Group.



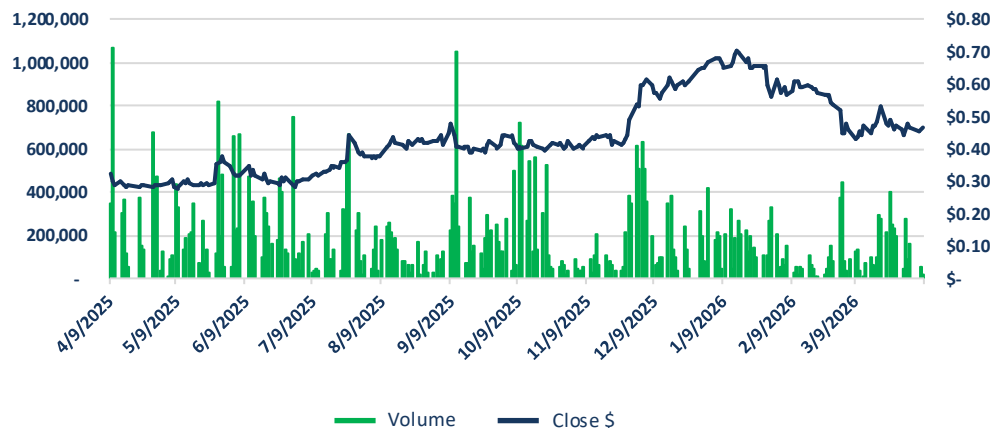
# Company Overview

Recce Pharmaceuticals Ltd is a clinical-stage biotech company with a new class of novel synthetic anti-infectives

## Capital Structure – April 2026

|                                    |                             |
|------------------------------------|-----------------------------|
| ASX & FSE Code                     | RCE, R9Q                    |
| <b>Share Price</b>                 | <b>AUD \$0.47</b>           |
| 3-Month Daily Average Daily Volume | 105.78k                     |
| <b>Shares on Issue</b>             | <b>289.18 million</b>       |
| Unlisted Options (Avg \$1.087)     | 24.17 million               |
| <b>Market Capitalisation</b>       | <b>AUD \$135.91 million</b> |
| Top 20 Shareholders                | 57%                         |

## RCE Share Price and Volume Chart – 12 Months (price shown in AUD)



Proprietary **first-in-class, broad-spectrum anti-infectives** against bacteria



Australian Government awarded up to **AUD \$85 million** Advanced Overseas Finding across RCE infectious disease portfolio\*



**I.V. and topical treatments** advancing for UTI/Urosepsis and Acute Bacterial Skin and Skin Structure Infections (ABSSSI) including DFI; as well as US Department of Defense Burn Wound Program and Indonesian clinical trials for topical treatments.



Multiple clinical indications and formulations in Phase I and Phase II addressing unmet medical needs: **Sepsis, UTI/Urosepsis, Burn Wounds and ABSSSI, including Diabetic Foot Infections**

\*The Advanced Finding is a binding, underwritten guarantee provided by the Australian Government, which affirms the Company's R&D activities are of national interest and extends the 43.5% R&D rebate from locally, to cover those undertaken by the Company anywhere in the world for a period of three years. This finding does not constitute a grant, or an upfront payment of the amount awarded

# The Advantages of a New Class of Antibiotics

Recce is on-track to be the only **global clinical stage company** whose drug is shown to be **efficacious** against the full suite of **ESKAPE pathogens**



**Unprecedented, broad-spectrum activity against Gram-positive and Gram-negative bacteria**



**Universal Mechanism of Action** - does not succumb to resistance



**Extremely rapid onset of effect – measured in minutes** as compared to hours for typical antibiotics



**Multiple formulations available** – intravenous, topical liquid, topical gel and aerosol for inhalation or intranasal

# Large Addressable Market

*The global diabetic foot infection (DFI) market*



**US\$5.2B**

Est. global DFI  
treatment  
market<sup>1</sup>

- The DFI treatment market is estimated to be worth **~US\$5.2 billion<sup>1</sup>**
- Initially targeting Indonesian market valued at **~US\$189 million** where **DFI impacts 11% of the population<sup>2</sup>**
- Significant near-term opportunity for Recce with registrational Phase 3 trials anticipated to be completed in FY26 paving the way for future revenues
- Indonesian approvals provide access to the broader Asia Pacific market worth **~US\$1.0 billion per year<sup>3</sup>**



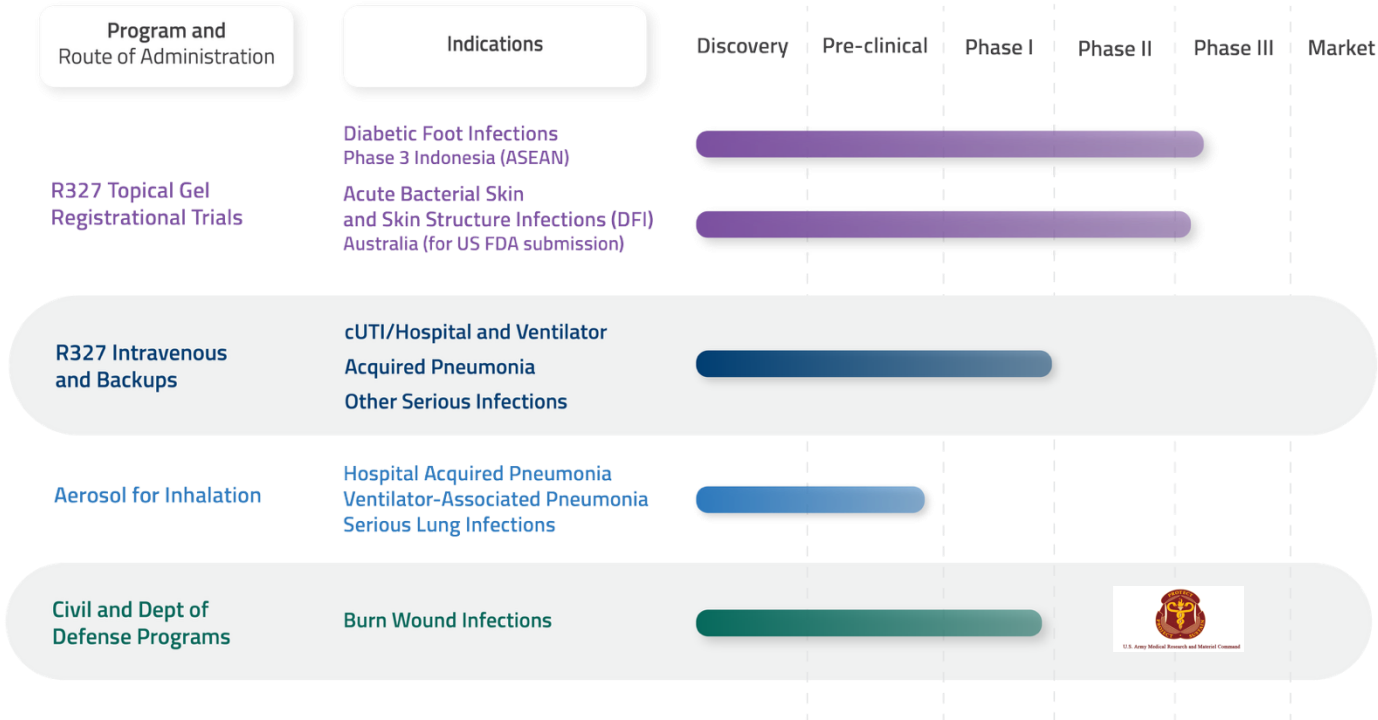
## DFIs are complex infection environments

- Compromised blood flow, impaired immune response and high bacterial burden
- Reduced penetration of systemic antibiotics
- Delayed healing associated with increased risk of escalation and amputation

Source: (1) Grand View Research, Diabetic Foot Ulcer Treatment Market Size, 2023 (2) Diabetes Atlas, International Diabetic Federation and Prof EM Yunir, Faculty of Medicines, University of Indonesia. (3) Business Market Insights, Asia Pacific Diabetic Foot Ulcer Market, 2021


# Program Pipeline for 2026

Various indications and upcoming inflection points



- Approval received from the Indonesian Drug and Food Regulation Authority, Badan POM, to initiate its Registrational Phase 3 clinical trial in Indonesia
- ABSSSI includes postoperative infection, wound infections and diabetic foot infections
- Completed pilot civil Phase II Burn Wound Infections Study; US\$2M grant for Department of Defense pre-clinical pipeline in progress
- Cooperative Research and Development Agreement signed with US Army Medical Research Institute of Infectious Diseases, to test R327 against biothreat pathogens in established *in vitro* models.

**RECCE<sup>®</sup> 327**  
**Synthetic**  
**Anti-Infective**



# Independent Study Undertaken on RECCE® 327 MoA<sup>1</sup>

*Linnaeus Biosciences MoA studies of R327*

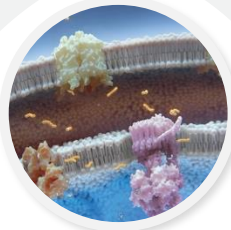
Novel mechanism which targets rapid access to and shut down of bacterial energy production (ATP),  
**which results in bacterial death of both active and resting bacteria.**

Stage 1



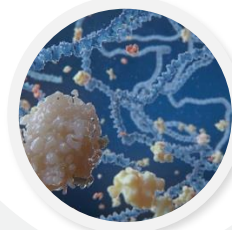
R327 targets and irreversibly binds to essential bacterial proteins

Stage 2



R327 interferes with bacterial cellular metabolism and energy production at or near the cell surface, depleting ATP

Stage 3



R327 kills bacteria rapidly without inducing cell lysis

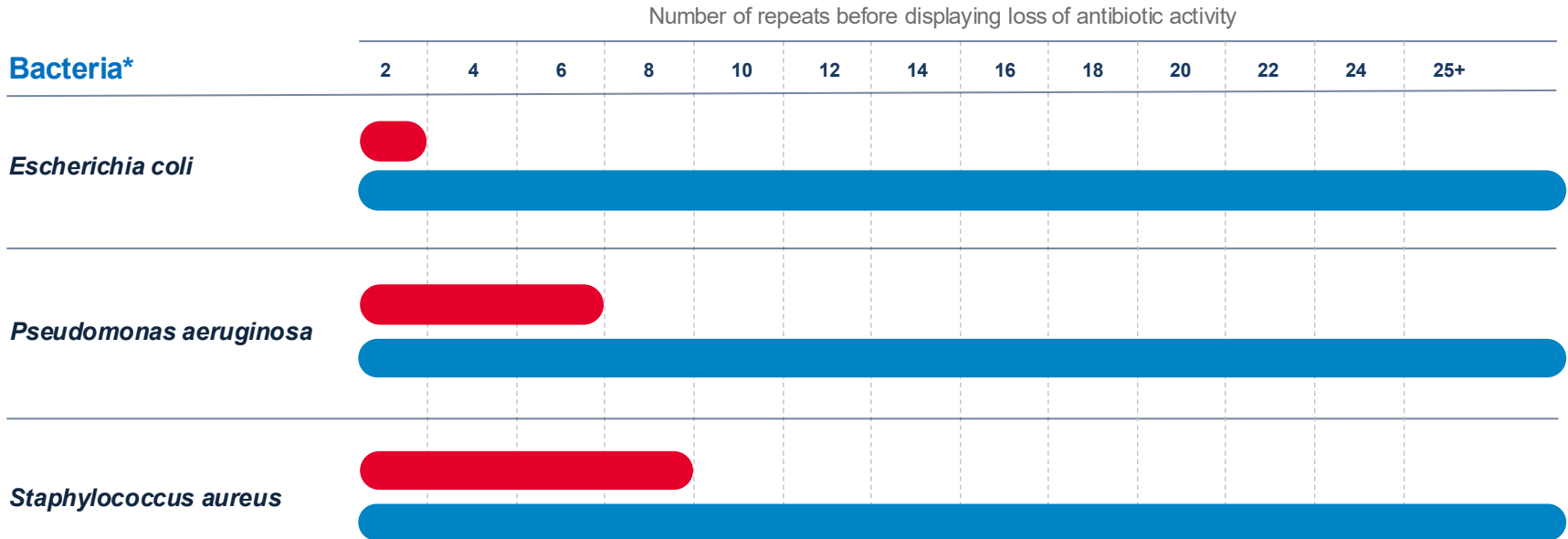
Stage 4



R327 is rapidly and irreversibly bactericidal

# RECCE<sup>®</sup> 327 Maintains Activity

Amoxicillin loses activity after a maximum of 8 repeats; RECCE<sup>®</sup> 327 remains active for more than 25 repeats  
25 repeats at time of discovery was sufficient for PCT patent applications, with no sign of resistance.



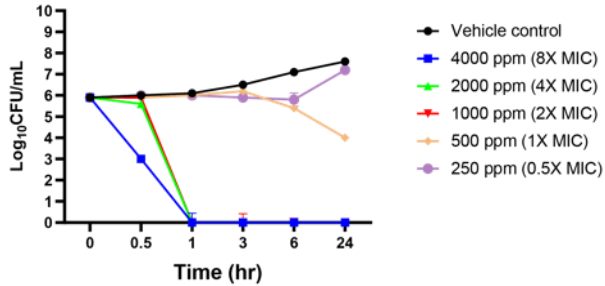
\*Antibiotic Sensitive Strains

Amoxicillin

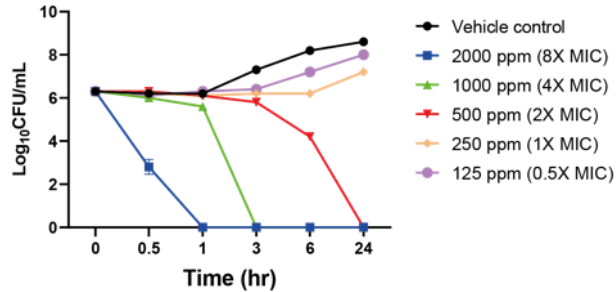
RECCE<sup>®</sup> 327

# Bactericidal Effect of RECCE® 327 on ESKAPE Pathogens

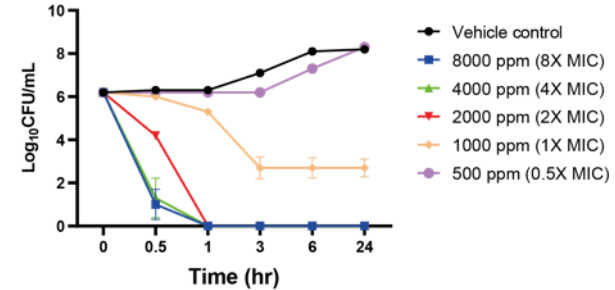
*E. faecium* ATCC 19434



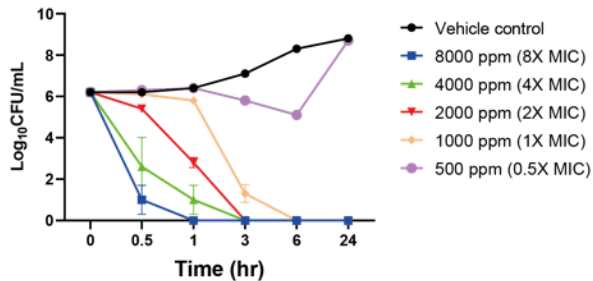
*S. aureus* ATCC 29213



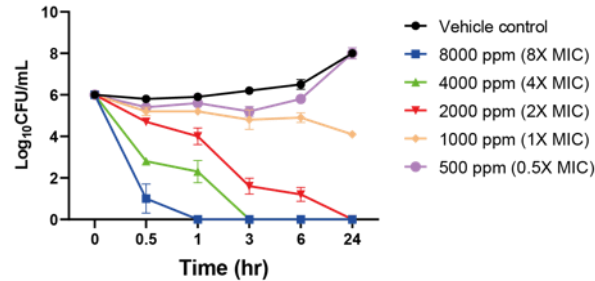
*K. pneumoniae* ATCC 43816



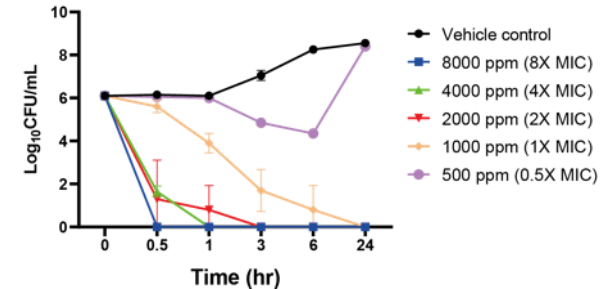
*A. baumannii* ATCC 17978



*P. aeruginosa* ATCC 27853



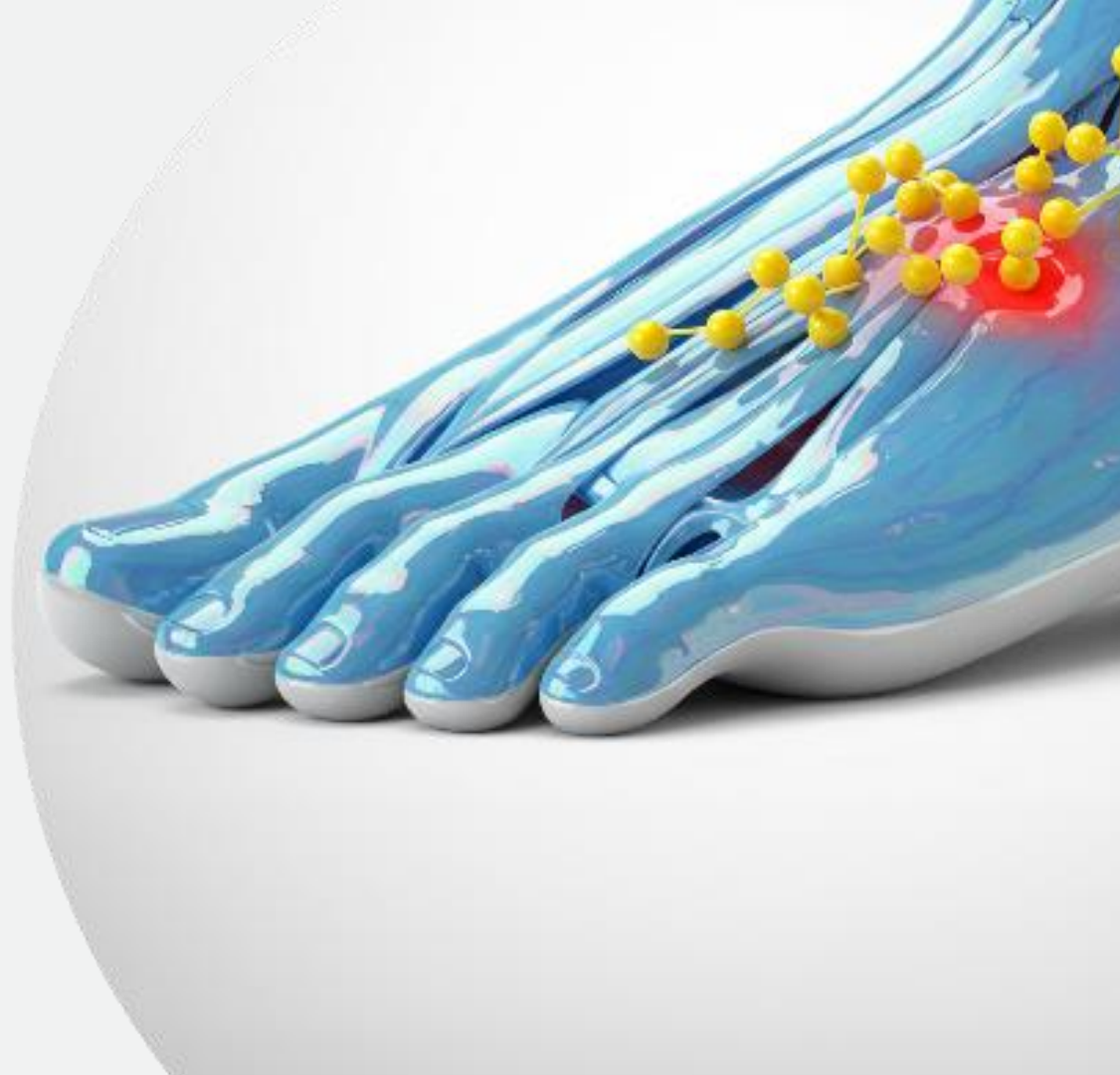
*Enterobacter cloacae* ATCC 13047



• Average time-kill curves of R327 at various concentrations against strains of ESKAPE pathogens (tested in duplicate)

• Time-kill study was performed to determine the bacterial killing effect of R327 at a total of five concentrations, ranging from 0.5X to 8X, MIC and to measure killing kinetics of treatment with R327 against each strain.

**RECCE® 327**  
**Topical Gel**



# RECCE® 327 Topical Gel

*First-Line Local Treatment for Infected Wounds*

## No Pathogen Identification Required

- Applied directly to infected tissue
- Localised antimicrobial action at the site of infection
- Suitable for outpatient and community-based care

## Proven Antimicrobial Activity

- Broad-spectrum activity against DFI and wound pathogens, including resistant strains
- Eliminates delays associated with swabs, cultures, and sensitivity testing
- Rapid onset of action, measured in hours not days



## Rapid Clinical Response

- Clinical and TGA Special Access Scheme use demonstrates visible reduction in infection, redness, and swelling within 24–72 hours
- *In vitro* time-kill studies show fast bactericidal activity

## Safe and Well Tolerated

- Topical application does not enter systemic circulation through intact skin
- Non-irritating gel, no stinging or discomfort reported in clinical trials or SAS use
- Suitable for daily application

# DFIs: Addressing a High-Burden Infection Setting



## DFIs are complex infection environments

- Compromised blood flow, impaired immune response and high bacterial burden
- Reduced penetration of systemic antibiotics
- Delayed healing associated with increased risk of escalation and amputation



## Local infection management in DFIs

- Direct delivery of anti-infective therapy to the site of infection
- Rapid bacterial kill without reliance on systemic circulation
- Broad-spectrum activity suitable for mixed bacterial populations



## RECCE® 327G was designed with DFI complexity in mind

- Designed for direct application within complex wound settings
- Designed to operate independently of host circulation
- Broad-spectrum anti-infective activity suitable for mixed and unidentified bacterial populations

# Regulatory Acceleration & ASEAN Commercial Entry

## High-Impact Market

- ~20M people living with diabetes
- In Indonesia, DFIs are severe in **67.1% of hospitalised cases** and result in amputation in **46.9% of patients**<sup>1</sup>.
- In-hospital treatment costs averaging **IDR 64.95 million (USD ~\$4,100) per patient**<sup>1</sup>.

**Large patient base. High unmet need.**

## Accelerated Regulatory Pathway

- **Significant bilateral initiative** supported by Australian and Indonesian Governments.
- **Awarded expedited regulatory review status in Indonesia to fast-track progression of Phase 3 trial.**

## Innovative Path to Global Access

- **Opportunity to access 10 ASEAN member states** – 680 million inhabitants, including 280 million in Indonesia.
- **Multiple therapeutics for unmet medical needs** expected to follow such as: tuberculosis, post-op infections, burn wounds etc.



### Indonesian Minister of Health, Mr. Budi Sadikin:

*“The global health challenge of antimicrobial resistance is a pressing issue on the world stage. Indonesia welcomes collaborative initiatives and supports efforts to combat antimicrobial resistance, including the development of innovative therapeutics for infectious diseases.”*

# Registrational Phase 3 Clinical Trial - Indonesia

Study Title: Phase 3, Double-blind, Placebo-Controlled Study of R327 Topical Gel for the Treatment of Diabetic Foot Ulcer Infections

## Population



Up to **310 participants** will be enrolled who present with a mild diabetic foot infection.

Interim data analysis to be conducted after **155 participants**.

## Intervention



Participants to receive either **R327 topical gel** or **placebo topical gel**.

## Locations



Multi-centre, **5 activated sites** across Indonesia.

Over 20.9 million adults in Indonesia are living with diabetes – more than 1 in every 10 adults.

## Endpoints



**Primary Endpoint:** Assess the **clinical response** of the DFI according to the Lipsky Scale.

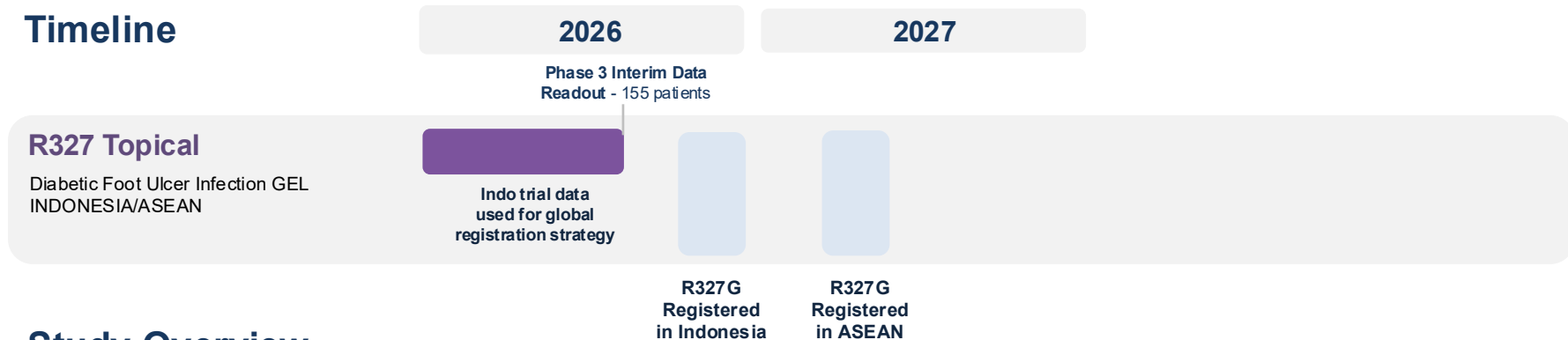
**Secondary Endpoints:** DFI total wound score and **safety** of R327G.



# Registrational Phase 3 Clinical Trial - Indonesia

Phase 3, Double-blind, Placebo-Controlled Study of R327 Topical Gel for the Treatment of Diabetic Foot Infections

## Timeline



## Study Overview

### Locations

**Multi-centre, 5 activated sites.**

Multiple Clinical Trial Sites in Diverse Populations; Jakarta, Denpasar, Surabaya.

### Endpoints

**Primary Endpoint:** Assess the **clinical response** of the DFI according to the Lipsky Scale.

**Secondary Endpoints:** DFI total **wound score and safety** of R327G.



# Topical Clinical Programs – Previously Completed

## Phase I/II Clinical Trial

### Diabetic Foot Infections (DFI)

- **Interim data results released – primary endpoints achieved**
- Patients supported by in-home (out-patient) nurses trained in R327 treatment protocols
- Study across South Western Sydney health district – one of the highest prevalence rates of diabetes in NSW

## Phase I/II Clinical Trial

### Treatment of Burn Wound Infections

- **Stage 1 Complete**
- Patients treated with R327 showed **good indications of safety and tolerability**
- **No serious adverse events** reported among patients

## Phase II Clinical Trial

### ABSSSI

- This Phase II study **achieved all primary and secondary endpoints** as an open-label clinical trial evaluating the safety and tolerability, efficacy, and plasma pharmacokinetics of R327G when applied directly to the infected area



*For illustrative purposes only – not final product*

# Phase II ABSSSI Clinical Trial

## Achieved all Endpoints

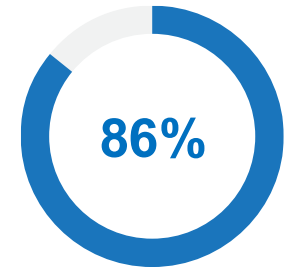
- This Phase II study **achieved all primary and secondary endpoints** as an open-label clinical trial evaluating the safety and tolerability, efficacy, and plasma pharmacokinetics of R327G when applied directly to the infected area
- The study enrolled 30 patients, with 29 included in the final data analysis. One patient was withdrawn due to pre-existing pain at the wound site that was deemed unrelated to R327G
- After 7 days of treatment, **86% of patients** (25 out of 29) treated with R327G had a successful clinical response
- At 14 days of treatment, **93% of patients** (27 out of 29) achieved a primary efficacy endpoint
- R327G demonstrated to be safe and well tolerated, achieving all endpoints - no Serious Adverse Events reported

|                   |   |
|-------------------|---|
| Study Outcome*    | To evaluate the efficacy of RECCE®327 topical gel on ABSSSI |
| Assessment method | Lipsky Scale/Bates Jensen Wound Assessment Tool             |
| Endpoint met      | Yes   |

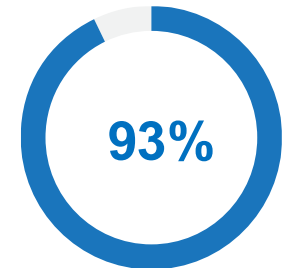
\*<https://www.anzctr.org.au/Trial/Registration/TrialReview.aspx?id=387997&isReview=true>

### Successful clinical response

After 7 days of treatment



After 14 days of treatment



# Patient Case Study – TGA Special Access Scheme Category A

Day 0



Day 0 – Recce treatment  
Pre-treatment infection

Day 0



Day 0 – Recce treatment  
First Recce gel applied

Day 1



Day 1 – Recce treatment  
Post treatment

Day 30



Day 30 – Recce treatment  
Post treatment

- Patient A **unresponsive to 4x daily Cephalexin for 10 days**
  - Infection spreading and hospital ready.
- With only **one dosing application**, after 24 hours the **infection had clinically** responded – redness and swelling reduced

- ✓ No pre-treatment wound debridement.
- ✓ No stinging at any point reported.
- ✓ **R327 Gel worked quickly and effectively**

# Patient Case Study – TGA Special Access Scheme Category A

Day 0



Day 0 – Recce treatment  
Significant bacterial infection

Day 7



Day 7 – Recce treatment  
Wound drying up

Day 10



Day 10 – Recce treatment  
Post treatment

Day 14



Day 14 – Recce treatment  
Wound improved, well tolerated

- Pre-treatment of R327G showed **significant bacterial infection, redness and swelling.**
- Day 10 post R327G treatment showed **no signs of infection, no signs of pus formation** and **the wound continuing to clear up and heal.**

- ✓ Day 14 post R327G treatment, the wound has significantly improved and R327G was well tolerated.
- ✓ Surgical intervention was averted

# Patient Case Study – TGA Special Access Scheme Category A

Day 0



Day 0 – Pre-treatment wound swab

Day 7



Day 7 – Recce treatment

Day 14



Day 14 – Recce treatment

Day 21



Day 21 – Recce treatment

- Pre-treatment wound swab on Day 0 showed a **growing culture of both Gram-positive and Gram-negative bacilli**
- **Day 14 post R327G treatment, there were no signs of bacterial growth surrounding the wound.**

- ✓ Day 21 post-treatment, the wound had successfully healed, closed and dried up with no signs of bacterial infection.
- ✓ **R327G treatment was well tolerated when applied daily.**

# Patient Case Study – TGA Special Access Scheme Category A

Day 0



Day 0 – Pre-treatment

Day 3



Day 3 – Recce treatment

Day 7



Day 7 – Recce treatment

- Pre-treatment of R327G showed **significant bacterial infection, redness and swelling** around the implant (upper left thigh).
- Post three days after application of R327G, the initial redness and swelling had minimised, with the **wound healing and drying up**.

- ✓ Day 7 post-treatment showed wound was dried up and had improved with no signs of redness or swelling.
- ✓ R327G treatment was well tolerated when applied daily.

# Patient Case Study – TGA Special Access Scheme Category A

Day 0



Day 0 – Pre-treatment

Day 3



Day 3 – Recce treatment

Day 7



Day 7 – Recce treatment

- Pre-treatment (Day 0) X-rays showed **infection deep within the underlying bone**, tissue and around the nail, with signs of initial biofilm formation.
- After 3 days of R327G treatment, the wound is **drying up with infection clearing** and the toe responding well to treatment.

- ✓ Day 7 post R327G treatment showed wound completely dried up, no signs of biofilm surrounding toenail and swelling significantly reduced.
- ✓ **Surgical intervention, which was the next step for this patient, was averted.**

# Patient Case Study – TGA Special Access Scheme Category A

Day 0



Day 0 – Pre-treatment

- **Significant bacterial infection** – septic ankle arthritis, peri-prosthetic joint infection, osteomyelitis
- ***E. coli* refractory to multiple debridement and multiple antibiotics**

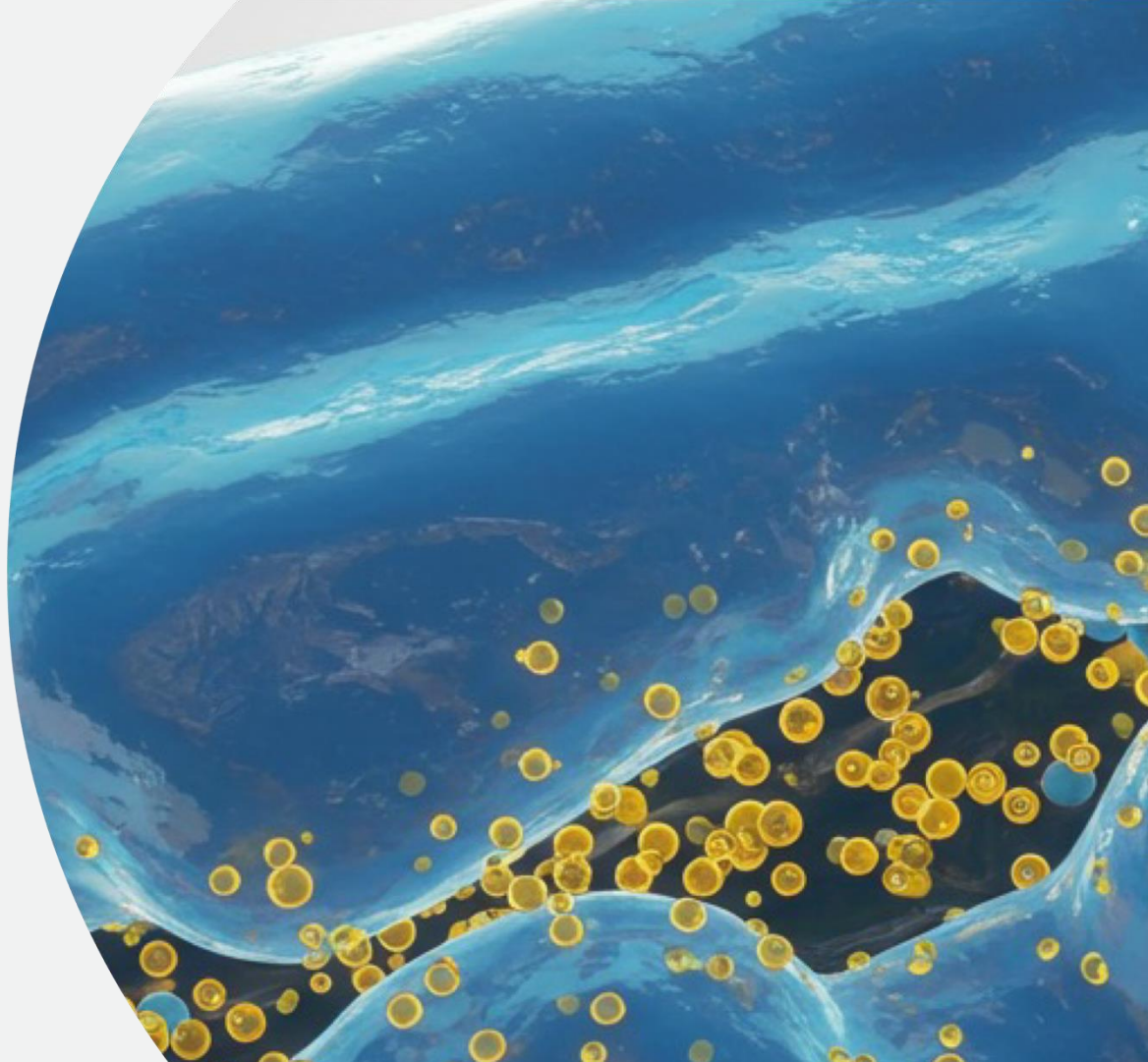
Day 5



Day 5 – Recce treatment

- ✓ The discharge has cleared, and with no signs of edema present
- ✓ **R327G was applied once and was well-tolerated.**

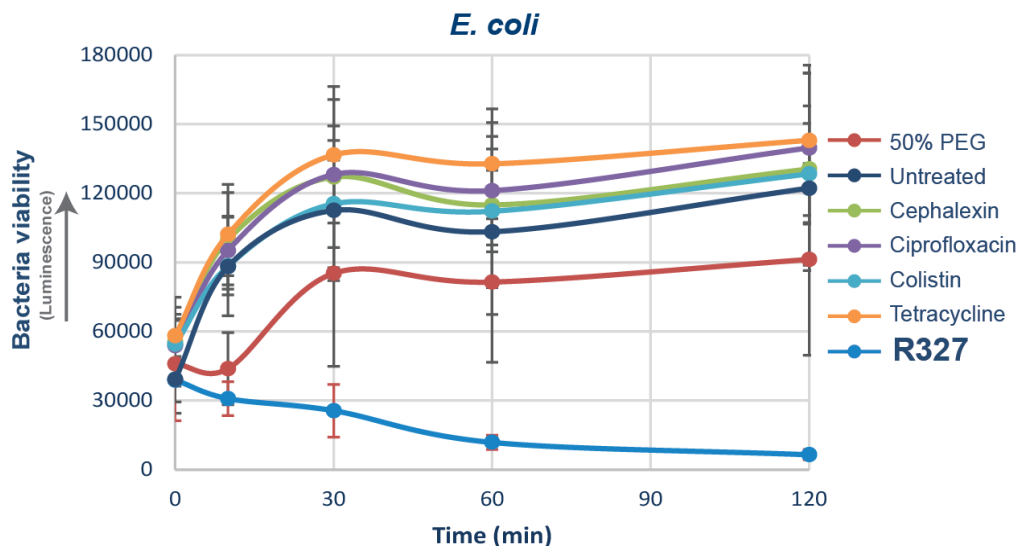
**RECCE® 327**  
**Clinical**  
**Programs**



# R327 Faster Acting Than Existing Antibiotics

*No Prolonged Exposure Needed*

**R327 is faster-acting against bacteria than other antibiotics** – works quickly, without prolonged cellular exposure times required of other antibiotics (extended exposures commonly associated with systemic toxicity).



**R327 kills pathogenic bacteria at a faster rate.**

**R327 designed to work faster than all existing antibiotics, reinforced by MoA work undertaken by experts in their field.**

**“ R327 kills bacteria in conditions where other antibiotics are ineffective.**

*- Marc Sharp, PhD, Chief Scientific Officer, Linnaeus Biosciences*

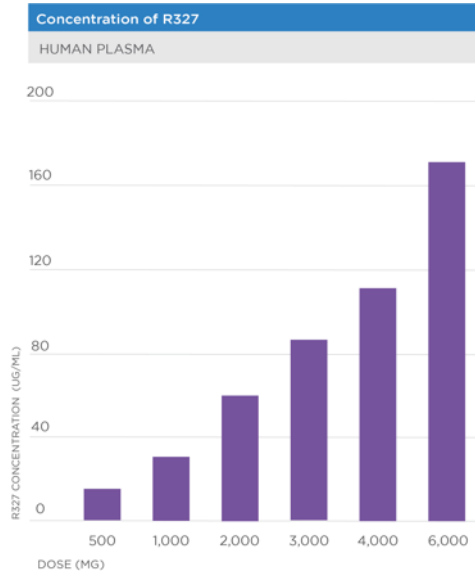
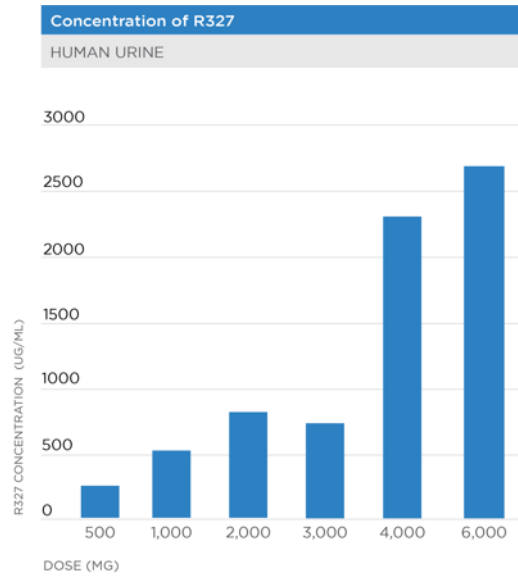
# RECCE<sup>®</sup> 327 Summary Results – Phase I – Complete

*Double-blind, Placebo-controlled, Single Ascending-dose, Safety and Pharmacokinetic Study in Healthy Participants*

- ✓ Safe and well tolerated at doses up to 6,000mg given as a 1-hour intravenous infusion;
- ✓ No Serious Adverse Events;
  - All AE's mild or moderate
- ✓ No significant changes in any laboratory test, EKG or telemetry;
- ✓ Concentrations of RECCE<sup>®</sup> 327 increased with dose,  $t_{1/2}$  increased with dose: 3-5 hours at higher doses
- ✓ Urine concentrations were up to 20 times higher than plasma concentrations



# RECCE<sup>®</sup> 327 Concentrates Safely in the Urine



**Concentration of R327  
in Urine Compared to  
Plasma**

**In over 60  
healthy subjects**

**Ratio  
Urine/Plasma**

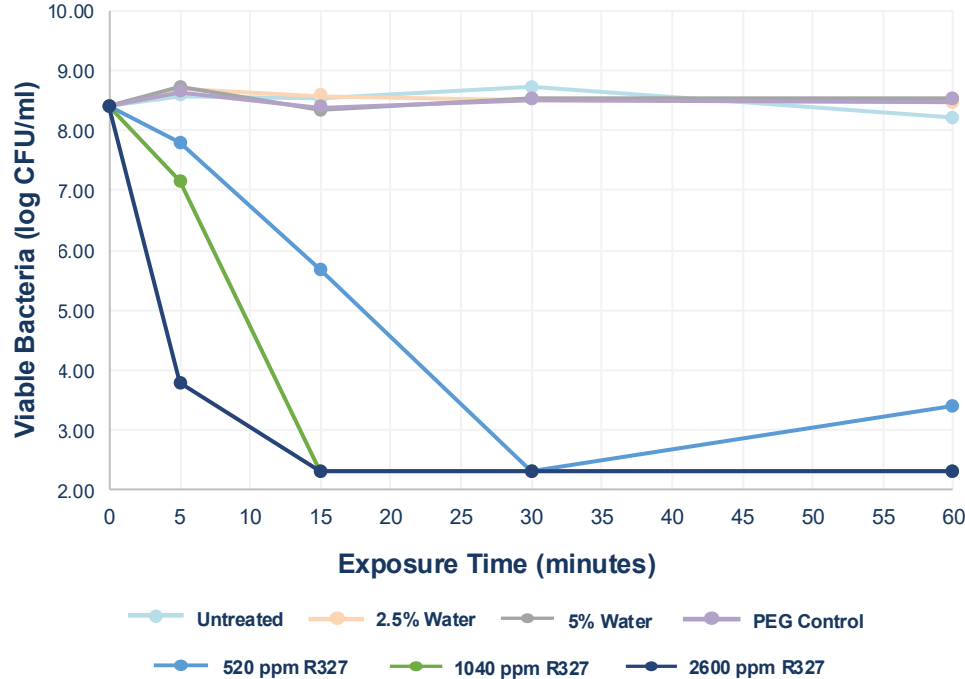
|     |
|-----|
| 16x |
| 17x |
| 14x |
| 9x  |
| 21x |
| 16x |

- **R327 primary route of elimination** appears to be through the kidney to the ureters and bladder.
- **High concentrations of R327** noted in the urine of Phase I healthy subjects.
- **Insight consistent** with pre-clinical *in-vivo* kidney and UTI bacterial infection studies.

- **Opportunities for therapeutic in array of UTIs (uncomplicated UTI - single dose, complicated UTI, recurrent UTI, treatment resistant etc.)**
- Suggests **broader anti-infective treatment model** in pre-sepsis.

# RECCE<sup>®</sup> 327 Kills Quickly in the Urine

*E. coli* ATCC 25922 Treated with RECCE<sup>®</sup> 327 in Urine



- R327 in the presence of human urine was able to have a fast (near minutes) effect against *E. coli* and irreversible
- Bacteria could not be revived post-treatment
- R327 capability starting from comparatively low concentrations
- Achieved 6-log reduction in viable cell count

## Understanding logs (example of a small colony of 1 million MRSA bacteria)\*

A 1-log kill reduces the colony to 100,000 MRSA bacteria after a 90% reduction

A 2-log kill reduces the colony to 10,000 bacteria after a 99% reduction

A 3-log kill reduces the colony to 1,000 bacteria after a 99.9% reduction

A 4-log kill reduces the colony to 100 bacteria after a 99.99% reduction

A 5-log kill reduces the colony to 10 bacteria after a 99.999% reduction

A 6-log kill reduces the colony to 1 MRSA bacterium after a 99.9999% reduction

\*<https://halosil.com/what-are-logs-and-why-do-they-matter-in-preventing-infections/>

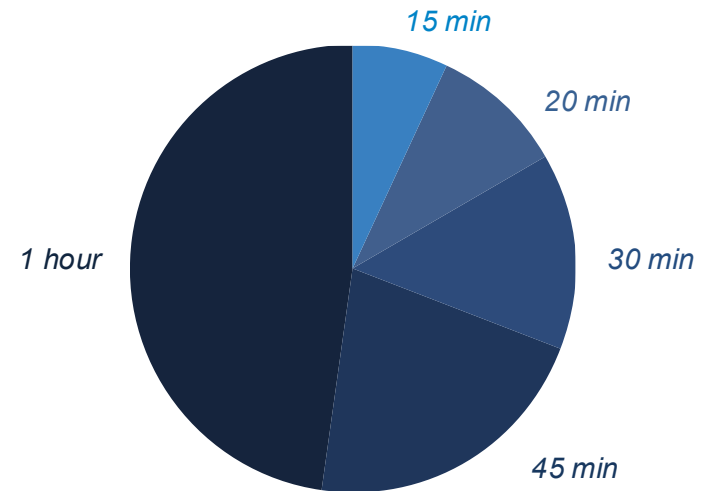
# Phase I/II UTI/Urosepsis Rapid Infusion Clinical Trial

UTIs are responsible for about 30% of all **sepsis** infections, defined as 'Urosepsis'


## Clinical Trial Complete

|                    |  |
|--------------------|--|
| Assessment         | Assessing R327 at faster administration rates (<1 hour)  |
| Endpoint           | Trial aimed at positioning <b>R327 as first patient presentation 'fast-infusion' designed to stop any bacterial infection</b> in its tracks in any medical setting |
| Subjects           | Male and female subjects dosed   |
| Initial Indication | Results from trial paves the way for <b>R327 as a potential first-line treatment for patients suffering from UTI/Urosepsis</b>                                     |
| US FDA status      | <b>Qualified Infectious Disease Product designation</b> - awarded by the US FDA in 2017 for R327 bacteraemia (broad-spectrum bacterial sepsis).                    |

R327 has achieved multiple '**fast infusion**' **time stamps** in line with intended future regulatory submissions.



# Intellectual Property & Manufacturing



# Robust Worldwide Intellectual Property Portfolio

*Recce's patent portfolio contains over 40 patents and patent applications in the world's major markets.*

| Filed     | Patent Family 1 | Expiry | Patent Family 2 | Expiry | Patent Family 3 | Expiry | Patent Family 4 | Expiry |
|-----------|-----------------|--------|-----------------|--------|-----------------|--------|-----------------|--------|
| Australia | ✓               | 2028   | ✓               | 2037   | ✓               | 2037   | ✓               | 2041   |
| USA       | ✓               | 2029   | ✓               | 2037   | ✓               | 2037   | Pending         | -      |
| Europe    | ✓               | 2028   | ✓               | 2037   | ✓               | 2037   | Pending         | -      |
| Germany   | ✓               | 2028   | ✓               | 2037   | ✓               | 2037   | -               | -      |
| Spain     | ✓               | 2028   | ✓               | 2037   | ✓               | 2037   | -               | -      |
| France    | ✓               | 2029   | ✓               | 2037   | ✓               | 2037   | -               | -      |
| UK        | ✓               | 2028   | ✓               | 2037   | ✓               | 2037   | -               | -      |
| Italy     | ✓               | 2028   | ✓               | 2037   | ✓               | 2037   | -               | -      |
| Sweden    | ✓               | 2028   | ✓               | 2037   | ✓               | 2037   | -               | -      |
| Japan     | ✓               | 2028   | ✓               | 2037   | ✓               | 2037   | ✓               | 2041   |
| China     | ✓               | 2028   | ✓               | 2037   | ✓               | 2037   | ✓               | 2041   |
| HK        | Pending         | 2028   | Pending         | 2037   | ✓               | 2037   | ✓               | 2041   |
| Israel    | -               | -      | -               | -      | -               | -      | ✓               | 2041   |
| Canada    | -               | -      | -               | -      | -               | -      | ✓               | 2041   |
| Brazil    | -               | -      | -               | -      | -               | -      | ✓               | 2041   |

**Family 1** group relates to the Company's Unique and Highly Economical Manufacturing Process and use of the Polymer in Treatment of Diseases.

**Family 2** relates to the Method of Manufacture, Administration and Application to Treat a Broad Range of Common Human Infections.

**Family 3** relates to a Method of Treatment of a Broad Range of Viral Infections, particularly Parenteral Viral Infection.

**Family 4** relates to Process for Preparation of Biologically Active Copolymer, other Patent Cooperation Treaty countries **pending/granted**.

# Manufacturing & Scalability



## Manufacturing facility in Sydney's Macquarie Park

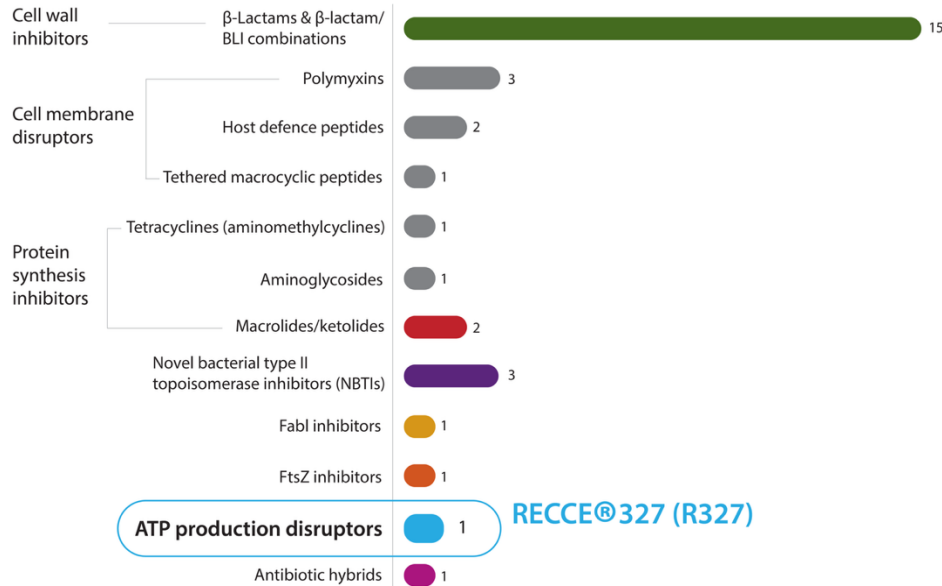
- Raw materials plentiful and cheap – few \$/Kg
- No expensive waste – 99.9% product yield
- Automated manufacture process – completing 5,000 doses a week under GMP
- This in-house pilot facility provides clear benefits in cost and scalability that will be instrumental to meet clinical testing demands as the technology pipeline continues towards commercialisation.
- Demonstrated capability to support present and future human clinical trials.



# RECCE® 327 – Global Recognition

*R327 added to World Health Organization's List of Antibacterial Products in Clinical Development*

Distribution of traditional agents according to their antibiotic class



- Global recognition by the **World Health Organization (WHO)** – inclusion underscores significance of R327 in combating antimicrobial resistance.
- Unique Mechanism of Action – R327 uniquely classified as an adenosine triphosphate (ATP) production disruptor, the **only compound under this category**.
- **R327 recognised as a novel treatment** for a broad range of life-threatening and resistant bacteria.
- The report covers traditional and non-traditional antibacterial agents in development worldwide and evaluates to what extent the present pipeline addresses infections caused by priority pathogens.

# US Department of Defense

U.S. Department of Defense  
Congressionally Directed  
Medical Research Program  
(CDMRP)

CRADA with the U.S.  
Army Research Institute  
of Infectious Diseases

CRADA with the U.S. Army  
Institute of Surgical  
Research (USAISR)

**Project:** A Novel, Synthetic Anti-infective Drug Candidate, R327, for the Acute Treatment of Burn Wounds and Downstream Sequelae

**Goal:** Develop room-temperature-stable, sterile R327 amorphous hydrogel dressing in sachets for field use; evaluate efficacy to treat burn wound infections in animal thermal wound infection models.



U.S. Army Medical Research and Materiel Command

**Project:** Core Antibiotic Screening Program Funded by DTRA. Testing R327 against a panel of biothreat pathogens

**Update:** Preliminary testing with R327 is ongoing with 30-strain panels of biodefense pathogens including *Burkholderia pseudomallei* and *Yersinia pestis* along with control strains *E. coli* (ATCC 25922), *S. aureus* (ATCC 29213) and *P. aeruginosa* (ATCC27853).



Biodefense solutions to protect our nation

**Project:** To evaluate the efficacy of R327G in reducing the bioburden of *Pseudomonas aeruginosa* / *Staphylococcus aureus* in Burn Wounds in the USAISR Walker-Mason rat model.





**Thank you**