





Top Holders Grouped Report

Recce Pharmaceuticals Ltd

Security Class(es): RCE - ORDINARY FULLY PAID SHARES

Display Top: 20

 As at Date: 30-Sep-2021

Position	Holder Name	Holding	% IC
1	 Graham Melrose and Olga Melrose	38,428,311	22.11%
2	HSBC CUSTODY NOMINEES (AUSTRALIA) LIMITED	6,043,018	3.48%
3	 MR JAMES GRAHAM	6,031,932	3.47%
4	 LDU Pty Ltd	5,820,283	3.35%
5	ACUITY CAPITAL INVESTMENT MANAGEMENT PTY LTD <ACUITY CAPITAL HOLDINGS A/C>	4,500,000	2.59%
6	MS MICHELE KERYN DILIZIA	3,543,485	2.04%
7	ACEWOOD INVESTMENTS PTY LTD <CHIVERS SUPER FUND A/C>	3,184,616	1.83%
8	BNP PARIBAS NOMS PTY LTD <DRP>	2,122,571	1.22%
9	QUERION PTY LTD	2,100,000	1.21%
10	PEJAY PTY LIMITED	1,860,000	1.07%
11	MR JOHN JAMES LIDDELOW <JOHN LIDDELOW A/C>	1,570,479	0.90%
12	MR MARK ANTHONY ROGERS & MR ARTHUR NICHOLAS VELISS	1,500,000	0.86%
13	 Mark David Swinn	1,217,002	0.70%

Position	Holder Name	Holding	% IC
14	SHORTIS NATURAL THERAPIES PTY LIMITED <SHORTIS FAMILY A/C>	1,200,000	0.69%
15	MR NIKOLAI SHIROBOKOV & MRS SVETLANA SHIROBOKOV	1,102,974	0.63%
16	CITICORP NOMINEES PTY LIMITED	1,005,737	0.58%
17	MCCRAY INVESTMENTS PTY LTD <MCCRAY FAM SF A/C>	1,002,500	0.58%
18	 Arthur Graham	1,001,807	0.58%
19	MR ROBERT CERNY & MRS ZAPHIERO JOHN CERNY <PAREZ SUPER FUND A/C>	1,000,000	0.58%
20	MR LESLIE JOHN FIELD & MRS EVE FIELD	938,504	0.54%
TOTALS		85,173,219	49.01%
Total Issued Capital		173,787,847	100.00%

 Holding is aggregated over a shareholder group

 Report generated on 01-Oct-2021 at 03:03 PM